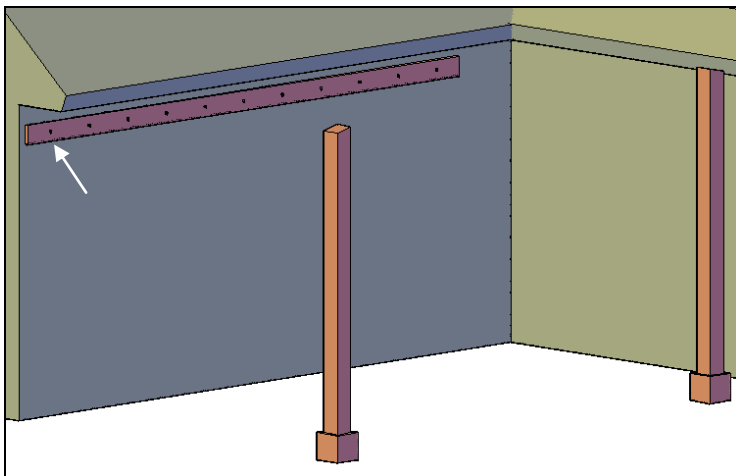


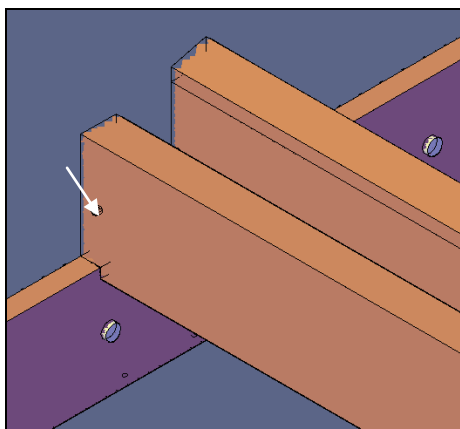
Assembly instructions for:

HOW ATTACH THE LEDGER BOARD OR METAL ANCHOR TO THE HOUSE

A) Ledger Board

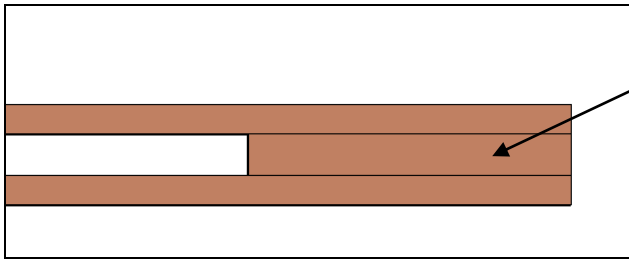


Attach the Ledger board to the house with lag bolts (5/16" x 3") one every 16" on center



Attach the supports to the ledger board with deck screws (3" x 8") at 45 degree angles to attach to the supports. Two deck screws per support

B) Metal Anchors



Attach the block to the supports with 4 Deck screws 3"x 8"

Attach the metal anchor to the wall with for lag bolts (for wood) 3 1/2" x 3/8" or anchor bolts (for concrete). Then attach the anchors to the supports with two lag bolts.

